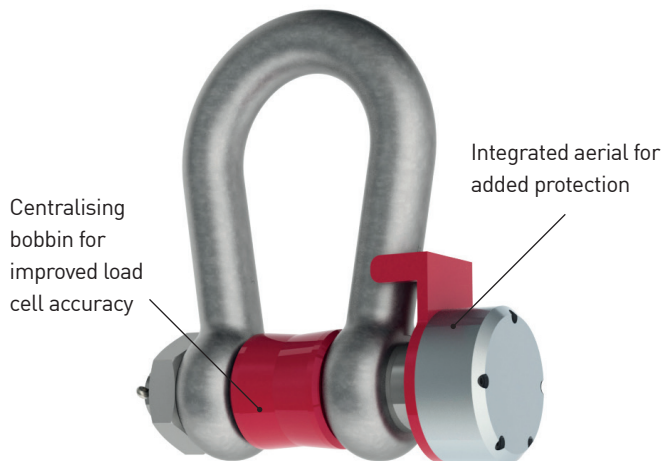




Load Pin Shackle



Ideal for compact, reliable and precise tensile load monitoring for your lifting, pulling or weighing applications. Suitable for all industry sectors including Marine, Offshore and Subsea.

Features


- 14 Load Shackle designs from 2Te to 500Te as standard
- Up to 2000Te Load Shackles available on request
- Robust, Compact, High Tensile Steel design using high grade material
- Internal Antenna on all wireless models
- Design uses VanBeest™ Greenpin® shackles as standard. Others on request
- Load pins from high strength stainless steel
- Safety Factor of 5:1
- Wireless and cabled options available
- Cabled versions have a long 15m flying cable as standard
- Matched handheld telemetry display
- Up to 12 shackles can be linked to the handheld display for individual or summed load values
- Data logging software available
- Integral signal conditioning
- ATEX versions available
- Subsea variants available on request
- Every unit (shackle and load pin) load tested and certified
- Special design available on request
- Designed & Manufactured at Power Jacks in the UK.

Applications

Load Pin Shackles are used in lifting and static systems as removable links with load monitoring to connect wire rope, chain and other fittings for applications such as:

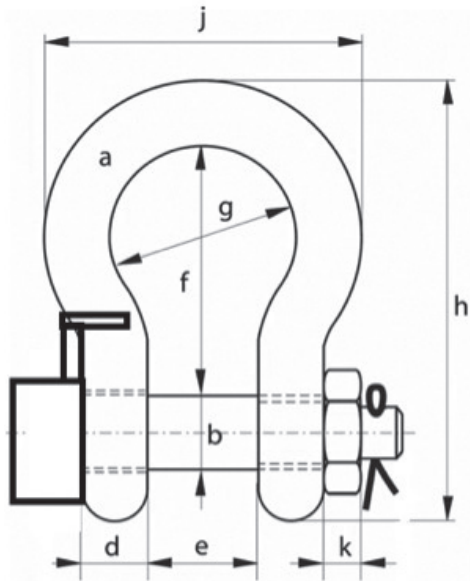
- Under-hook hoist/crane lifting
- Weighing
- Cable tension monitoring
- Towing
- Mooring
- Crane safe load monitoring
- Beam proof load testing
- Subsea cable recovery/repair
- Subsea vehicle lifting
- Subsea cable laying
- Onshore and Offshore wind turbine installation
- Bollard pull testing for vessels.

Handheld Display



- Matched for use with our load link
- Simple to use keypad with multidigit, 9mm LCD display
- Calibrated in Tonne with kg resolution accuracy (alternative weighing units on request eg kg, lb, kN)
- Worldwide licence exempt 2.4GHz radio
- Low power consumption for longer battery life
- Enclosure: IP65
- Convenient carry case available on request
- Analogue / digital outputs available on request.

Design Detail – Wireless Load Shackle



Capacity (Tonne)	Dimensions (mm)								Weight (kg)
	a	b	d	e	f	g	h	j	
12	32	35	32	51	115	83	201	147	4.91
25	45	50	45	74	178	126	300	216	14.22
35	50	57	50	83	197	138	331	238	19.85
55	65	70	65	105	260	180	433	310	39.59
85	75	83	73	127	329	190	527	340	62
120	95	95	91	147	400	238	647	428	110
150	105	108	102	169	410	275	688	485	160
200	120	130	113	179	513	290	838	530	235
250	130	140	118	205	554	305	904	565	285
300	140	150	123	205	618	305	996	585	340
400	170	175	164	231	668	325	1114	665	560
500	180	185	164	256	718	350	1190	710	685
600	200	205	189	282	718	375	1243	775	880
700	210	215	204	308	718	400	1263	820	980
800	210	220	204	308	718	400	1270	820	1100
900	220	230	215	328	718	420	1296	860	1280
1000	240	240	215	349	718	420	1336	900	1460



Rise above

AUTHORIZED DISTRIBUTOR

Liftek FZC, PO Box 41850,
Hamriyah Free Zone, Sharjah, UAE
Tel: +971 6 5250088, Fax +971 6 5250089
Email: info@liftek-intl.com www.liftek-intl.com